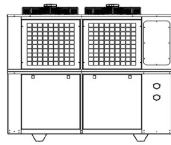


Performance with reference to T evap: -10°C & -35°C / T condens: 50°C


Drawings/Pictures/Tech data



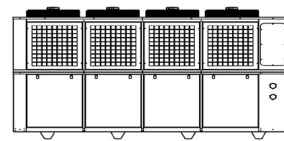
- Vibration absorber under the frame
- Crank case heater
- Vibration absorber on compressor discharge line
- Liquid receiver with safety valve
- Liquid line filter dryer
- Oil balanced system
- Oil balance sight glass
- Sight glass
- Main combine LP/HP presostat
- HP presostat & HP/LP gauges
- Electrostatic powder paint case
- Acoustic insulation
- Axial fan
- Condenser fan speed controller
- Electrical board



Design A



Design B



Design C

NORMAL TEMPERATURE (ΣΥΝΤΗΡΗΣΗ)								
	No. of compressors and model	HP nominal	Refrigeration power (kW)	Absorbed power (kW)	Sound pressure Lp 10mt dB(A)	No. of Fans & Fan Diameter (mm)	Design & LxWxH (mm)	Voltage (V-Ph-Hz)
COPELAND	2 x ZB15KCE-TFD	3	6,22	4,12	43	2 x 500	A 1400x800x1900	400-3-50
	2 x ZB19KCE-TFD	4	7,26	4,42	43	2 x 500	A 1400x800x1900	400-3-50
	2 x ZB21KCE-TFD	6	9,36	5,60	43	2 x 500	A 1400x800x1900	400-3-50
	2 x ZB26KCE-TFD	7	10,66	6,28	43	2 x 500	A 1400x800x1900	400-3-50
	2 x ZB30KCE-TFD	8	12,07	7,40	43	2 x 500	A 1400x800x1900	400-3-50
	2 x ZB38KCE-TFD	10	16,08	9,16	43	2 x 500	A 1400x800x1900	400-3-50
	2 x ZB45KCE-TFD	12	18,82	10,38	43	2 x 500	A 1400x800x1900	400-3-50
	2 x ZB58KCE-TFD	15	24,18	12,79	45	3 x 500	B 2200x800x1900	400-3-50
2 x ZB76KCE-TFD	20	32,43	18,16	46	4 x 500	C 2650x800x1900	400-3-50	

LOW TEMPERATURE (ΚΑΤΑΨΥΞΗ)								
	No. of compressors and model	HP nominal	Refrigeration power (kW)	Absorbed power (kW)	Sound pressure Lp 10mt dB(A)	No. of Fans & Fan Diameter (mm)	Design & LxWxH (mm)	Voltage (V-Ph-Hz)
COPELAND	2 x ZF09K4E-TFD	6	3,12	3,88	43	2 x 500	A 1400x800x1900	400-3-50
	2 x ZF11K4E-TFD	7	3,84	5,30	43	2 x 500	A 1400x800x1900	400-3-50
	2 x ZF13K4E-TFD	8	4,46	5,70	43	2 x 500	A 1400x800x1900	400-3-50
	2 x ZF15K4E-TFD	10	5,44	7,74	43	2 x 500	A 1400x800x1900	400-3-50
	2 x ZF18K4E-TFD	12	6,42	11,00	43	2 x 500	A 1400x800x1900	400-3-50
	2 x ZF25K4E-TFD	15	8,50	10,16	43	2 x 500	A 1400x800x1900	400-3-50
	2 x ZF34K4E-TFD	20	11,14	13,74	45	3 x 500	B 2200x800x1900	400-3-50
	2 x ZF41K4E-TFD	26	13,00	15,32	45	3 x 500	B 2200x800x1900	400-3-50

References / Important notes

FROSTIT S.A. reserves the right to make any changes or technical modifications to its products without any notification.